



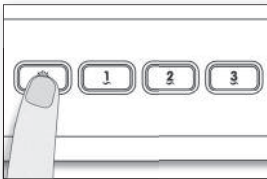
in.k100

series of auxiliary keypads
for in.xm spa systems



The Quick Reference Card provides a quick overview of your spa's main functions and the operations accessible with your digital control pad.

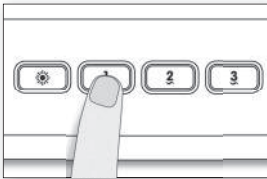
Spa functions



Light key

Press **Light** key to turn light on at high intensity. Pressing a second and a third time reduces light intensity. A fourth time turns light off.

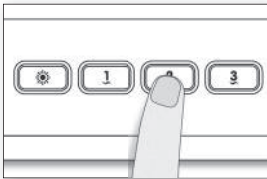
A built-in timer automatically turns light off after 2 hours, unless it has been manually deactivated first.



Pump 1 key **1**

Press **Pump 1** key to turn pump 1 on at low speed. Press a second time to turn pump to high speed (with a dual-speed pump). A third time turns pump off.

A built-in timer automatically turns pump off after 20 minutes, unless pump has been manually deactivated first.



Pump 2 key **2**

Press **Pump 2** key to turn pump 2 on at low speed. Press a second time to turn pump to high speed (with a dual-speed pump). A third time turns pump off.

A built-in timer automatically turns pump off after 20 minutes, unless pump has been manually deactivated first.



Pump 3/blower key **3**

Press **Pump 3/blower** key to turn pump 3/blower on. Press a second time to turn pump off.

A built-in timer automatically turns pump off after 20 minutes, unless pump has been manually deactivated first.

