



Installation handbook

ADP-in.k112

auxiliary keypad adaptor



Model



Code	Description
0299-005046	ADP-IN.K112-P1-P2 (Pump 1 & Pump 2)
0299-005047	ADP-IN.K112-P1-L1 (Pump 1 & Light)



Code	Description
0607-001001	IN.K112-WH-20-AD-NO (no overlay) Colors: White Cable length: 20'
0607-007051	IN.K112-20-AD-NO (no overlay) Colors: Gray Cable length: 20'
0607-008034	IN.K112-CL-30-AD-NO (no overlay) Colors: Clear Cable length: 30'

Warning

After connecting the ADP-in.k112 to the spa controller, make sure to attach the other ends of the ADP-in.k112 to the spa with tie wraps, in order to prevent the connectors from touching the spa base.

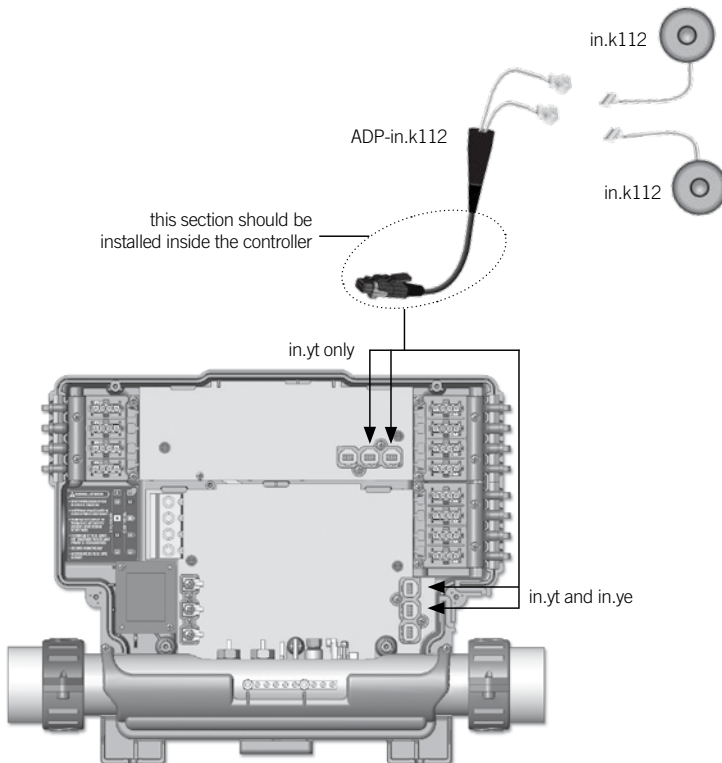


WARNING:

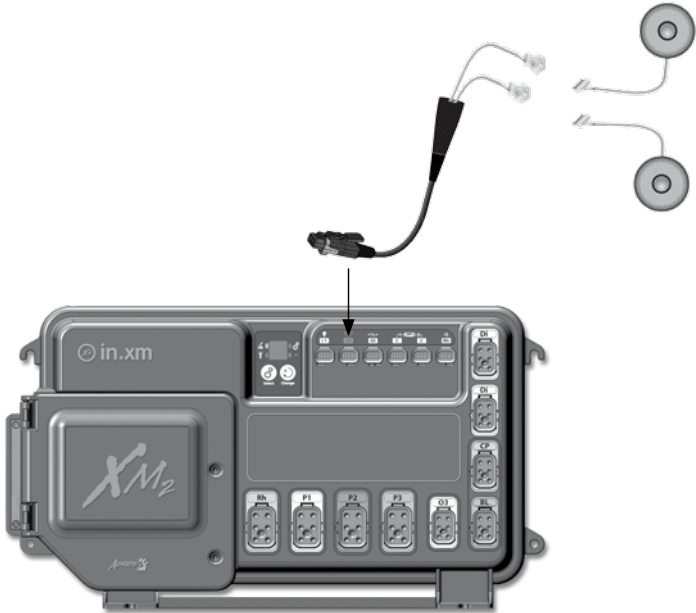
The connector for the in.k112 should be installed in such a way to prevent any contact with water.

ADP-in.k112 and in.k112 installation:

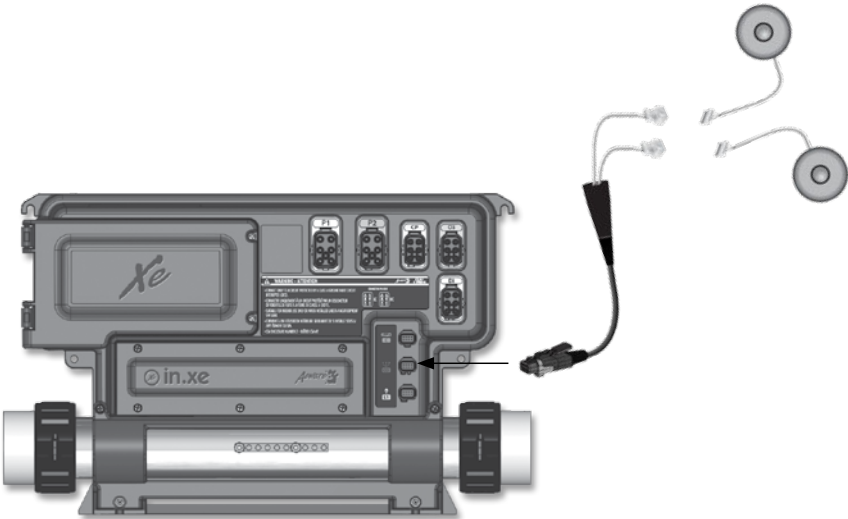
with an in.yt and an in.ye



with an in.xm



with an in.xe



Note: The ADP-in.k112 can be connected on any CO port of the pack or any port of the accessories.

